

# GREAT RIVER RACE

## SHORT GUIDANCE NOTES

**These notes represent a distillation of the Long Guidance Notes which should be read and understood by EACH crew member. The SGNs should be printed out and brought with you on Race day. Full Regulations & Long Guidance Notes are available on the website under the Race Information tab. Race Rules are included here.**

### **START – MILLWALL SLIPWAY, E14 3QS**

**What 3 Words location: [fried.unique.hatch](https://www.fried.unique.hatch)**

Every crew member participating in the Race does so at their own risk, including any loss, injury or damage to property or persons. Every crew must have secured public liability insurance for £5 million.

#### **ARRIVAL & PREPARATION:**

- All crews must conform with the Port of London Authority byelaws on abuse of drugs and alcohol while on land and while racing.
- Food, refreshments, loos & ambulance services will be available at Millwall Slipway.
- **Registration** on race day is at Millwall. If you are launching elsewhere a member of your crew must still register at Millwall. There will be a short stay area provided at the Westferry Printworks car park to help with this.
- Registration desk time will be advised before the race. This depends on the tidal conditions dictating the start time of the race.
- You must complete the Registration Form and bring the unsigned form to the Registration desk at the Millwall start where your signature will be witnessed.
- Crews will be allocated a flag with clamp showing their Race number. This must be attached firmly to the portside of the boat and must be returned to the Administration tent at the end of the race. Crews will also be given a laminated race number which the cox must clearly display on crossing the Start and Finish lines. A laminated map of the bridges and Individual Craft Instructions, ICIs, will also be distributed at Registration desk.

It is an absolute requirement that suitable Personal Flotation Devices (PFD/life-jackets) must be worn by all under 18s. Although it is preferred that all other crew members including the cox and passenger wear Personal Flotation Devices (PFD/life-jackets) they must at least have them in their boats close at hand and must be able to put them on quickly if instructed to do so by the crew Captain or Race Official. If crew members choose not to wear Personal Flotation Devices (PFD/life-jackets) they do so totally at their own risk.

- **Scrutineers** will check boat eligibility and compliance with rules by asking each crew a set of questions and examining the physical state of boats and the designated equipment. A full list of mandatory equipment is included in the Regulations & Long Guidance notes. Along the course, boats will also be checked by Umpires afloat and ashore for continuous eligibility, and observance of the rules, including freely flying a 3ft x 2ft flag at all times.

## **LAUNCHING:**

- The beach will be overseen by Marshals who will be there to adjust moorings and help crews to launch. It is **imperative that you retrieve your boat from the beach before the rising tide prevents access.**
- You **MUST** be afloat at least 50 minutes before your Start Time.
- To facilitate launching, entrants will be called forward in groups of Race numbers by handicap, beginning with low numbers, so please listen out for loudspeaker announcements calling you to come forward to the pontoon. These arrangements are designed to ease congestion. Please cooperate with the Marshals.
- A professional modular floating pontoon, wide enough for two way traffic and accessed from the slipway, will be installed from which boats can be boarded. Once launched, please get your boat clear as soon as possible. Access to the floating pontoon will be controlled from the slip end to avoid overcrowding.
- Unassisted launching will also be possible from the slip adjacent to the Poplar, Blackwall & District Rowing Club, downstream at Ferry Street, London E14 3DT. There will be no special parking arrangements in this area and competitors will be doing so at their own risk.
- Competitors should listen to announcements made by the officials and pay heed to any restrictions that may be necessary. Once Racers have started, the Safety Boat Flotilla will show Red Flags, as per the Red Flag Racing Instructions, to stop crews racing if necessary.

## **AFLOAT**

- Although you will be under close supervision by the safety fleet you should note: PLA Woolwich Radio number 020 3260 7711 for unforeseen emergencies whilst afloat only.
- Boats must turn downstream from the slipway and assemble in the waiting area (above Masthead Terrace Pier – see map). The Start Marshals will release competitors back towards the start line in regulated order. There are two further Marshal points towards the Start.
- Competitors must ensure they are within the waiting area by at least 20 minutes before their handicap start time. From then on:
- 8 minutes to your start - leave waiting area and drift upriver towards 5-minute marker
- 5 minutes to your start - drift upriver past 5-minute marker. A Marshal boat will be in this area regulating traffic.
- 2 minutes to your start - The Marshal will call you forward. Drift upriver, be prepared to back paddle to hold well clear of the Start line
- 1 minute to your start - The Starter will call you forward to the Start line marked by the Thames Sailing Barge.

- Cox prepares to show Start Number as boat crosses the line
  - The Starter will instruct you to "GO"
  - The width of the Start line allows for entrants to pass at least four abreast.
- No boat may enter the start area (defined as being between the 5 minute buoys and the start-line) more than five minutes before its start time to avoid blocking the passage of other boats. Failure to comply with this rule will result in a significant time-penalty.
- Entrants start in rising numerical sequence and any boat crossing the Start line ahead of its correct numerical sequence may be subject to penalty.
  - You may overtake a lower- numbered boat only if remaining behind would result in a late start.
  - Any boat missing its start time must wait for the Starter's instruction to allow them to start.

### **NAVIGATION ON THE RIVER:**

- Navigation must be conducted according to the International Regulations for the Prevention of Collisions at Sea.
- No boat shall pass through bridge arches other than those shown in the layouts shown on the Bridge Plan provided.
- No overtaking under bridge arches - overtaking craft must wait to pass after both craft are through an arch.
- Richmond Lock & Weir (RL&W) – all rowers / coxes please note: you will be at risk from falling debris as sluices are on the way up and must not go through the arch until the sluices are fully raised. **Do not pass the PLA and safety boats at the head of the Race – there will be a Marshal to direct you – please follow all instructions given. Any boat ignoring this instruction will be disqualified.**
- The River will be closed to non-competition traffic, including support boats, between the downstream end of Eel Pie Island and Glovers Island on Race day.
- If your boat is swamped, you must stay with it and await rescue. Do not try to swim to shore.
- If your craft is immobilised for any reason - and you need urgent assistance - your cox should cross and uncross arms above his/her head and, if possible, wave a piece of white clothing.
- In the event of a collision, all of the boats involved shall stop immediately and exchange details with each other, the Race numbers of the boats involved, the precise location of the collision and the time that it occurred.
- In the event of a reported infringement of the rules, instructions or a collision, a Disputes Committee comprising three members with good Race experience, including a member of the Great River Race Trust, will be convened as soon as possible. The Committee shall come to a conclusion as to culpability on the part of all parties and determine if any penalties should be imposed.

### **BOAT RETRIEVAL:** Advice to be provided

### **Finish – HAM, RICHMOND TW10 7RS**

- Disputes Procedure - Should any of the competitors consider another boat has acted in breach of the rules in a way as to endanger the safety of other boats or themselves

and, if they consider this breach to be of sufficient severity, they should inform the organisers within 30 minutes of the last boat crossing the finish line.

- Your Race Number flag with clamp and laminated 'cox' number must be handed in when you collect your participation certificates.

### **Attachments**

- Race Rules
- Plan of Start Area
- Millwall launching pontoons & anchor map
- Safe Navigation for Man-Powered Boats
- Boat Recovery & Trailer Map
- GRR Site Plan at Finish
- Bridges Plan – A laminated plan with the latest information will be given to crews at Registration
- Map showing campsite and competitors showers

# **GREAT RIVER RACE**

## **RACE RULES**

These rules are those that will apply during the race and also covering the period from the arrival of the boat at the launch site and until it is taken out of the river. The full set of instructions, rules and regulations for the race is given in the Great River Race document ***Regulations and Long Guidance Notes*** which every crew member is expected to have read and understood prior to taking part in the race.

- a. Participants must display their Race numbers clearly as directed in the day. Failure to display a race number can result in disqualification or a time penalty.**
- b. Participants must start at their allotted timeslot and complete the whole course. Participants who miss their start time will be held back and given instructions when they can start by a Start Marshall.**
- c. It is the coxswain's responsibility to keep their boat in the correct part of the river and must not obstruct other vessels.**
- d. It also the coxswain's responsibility to pass under Bridges through the specified arches as directed in the GRR guidance notes available on the website. A laminated Bridge Plan will be provided at Registration.**
- e. Overtaking boats must keep clear of boats they are passing and ensure that they pass safely. They should ensure that there is at least 2m between their oars and those of the boat they are overtaking.**
- f. Boats being overtaken can hold their course but must not purposefully obstruct the overtaking boat.**

- g. There are particular safety considerations when making overtaking manoeuvres where space is very restricted coming up to and passing under bridges. Over taking is not permitted in these areas and it is the responsibility of the cox to ensure that overtaking manoeuvres are executed safely avoiding collisions.**
- h. All participants must adhere to instructions given to them by Safety Marshalls. Failure to do this can result in disqualification or a time penalty.**
- i. Abusive behaviour to any GRR Officials, Marshals or safety boat crews will not be tolerated and will result in disqualification.**
- j. We understand the desire to complete the race but should the Safety Marshalls deem it necessary that your craft or crew should retire then their decision is final and you must accept a tow.**
- k. Taking a tow will result in exclusion from the results.**
- l. All participants' boats must have been removed from the riverside at Ham 5 hours after the start of the race.**
- m. In areas where there could be congestion, for example at the start and the finish, it is the responsibility of the cox and crew not to become an obstruction.**
- n. In the event of a collision, all boats involved should stop immediately and exchange details. No boats involved may start racing again until all involved have done this and it is safe to continue.**
- o. In the event of any infringement of the GRR rules for racing, disputes and interpretation of the terms and conditions of entry and participation the decision of the Race Director supported by the GRR board is final. The decisions that they make are binding on all participants.**
- p. Every boat shall have a minimum of four oars and carry a cox and a passenger except in the case of those specific classes that are exempt from carrying a passenger.**

#### **EVENT SAFETY:**

**ES 1 Ensuring safety is paramount. The course map, course instructions as well as the launch and recovery instructions will be available on the website. They are set out in the *Rules, Regulations and Guidance* notes. Every crew member taking part in this race must have read and fully understood the contents of this document and it is the responsibility of the Team-Captain to ensure they do. Failure of the crew or any of its members to adhere to the Rules and Regulations may result in disqualification or time-penalties.**

**ES 2 It is an absolute requirement that suitable Personal Flotation Devices (PFD/life-jackets) must be worn by all under 18s. Although it is preferred that all other crew members including the cox and**

**passenger wear Personal Flotation Devices (PFD/life-jackets) they must at least have them in their boats close at hand and must be able to put them on quickly if instructed to do so by the crew Captain or Race Official. If crew members choose not to wear Personal Flotation Devices (PFD/life-jackets) they do so entirely at their own risk.**

**ES 3 All boats may be asked to present themselves to a designated inspector for inspection on race day. They are required to have the following on board:**

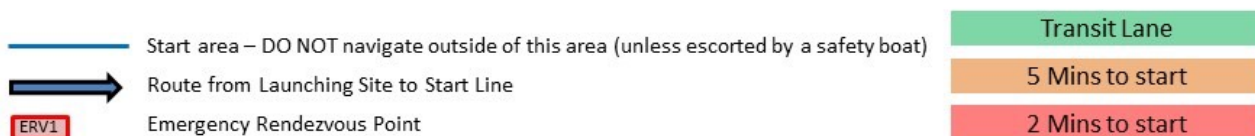
- **PFDs for all crew**
- **A clearly displayed race number (supplied)**
- **A stern flag 3ft x 2ft (90x60cms) mounted on a flagpole which must fly freely during the race**
- **20ft towline, securely attached to the bow of the boat**
- **two x 1litre bailers**
- **A multitool**
- **An adequate supply of drinking water**
- **Sun protection**
- **Mobile phone with numbers relevant to the race**
- **ICIs, Bridge-Plans, race rules and regulations and other relevant papers provided at registration.**

**ES 4 All entrants are responsible for the safety and condition of their own craft and equipment, for insuring it and for the safety of all persons aboard.**

**ES 5 Please note – every boat must be covered by Third Party Liability Insurance up to a minimum limit of £5,000,000 and provide indemnity to the GRR. You will have to sign at the Registration Desk on race day to confirm you have such public liability insurance in place.**

**ES 6 Participation in the Event is personal to you and every member of your crew. You are strictly prohibited from swapping, selling or transferring or offering to sell, swap or transfer the place in the Event or allowing any other boat and crew to wear the Event number.**

# Great River Race Trust – Start Layout



**Procedure for aborting the start**

If for any reason it is necessary to abort the start of the race, this will be communicated by the official Start Marshals and Safety RiBs. On receiving this communication, you should navigate immediately to your assigned ERV point and await further instructions. Your assigned ERV point is detailed on your laminated Start Sheet (see overleaf) and is specific to your boat.

NOTE: Boat and Buoy markings for information only – not to scale

Boats leave waiting area 8 mins before their start time

## SAFE NAVIGATION FOR MAN-POWERED BOATS NEAR WORKS BARGES AND MOORINGS

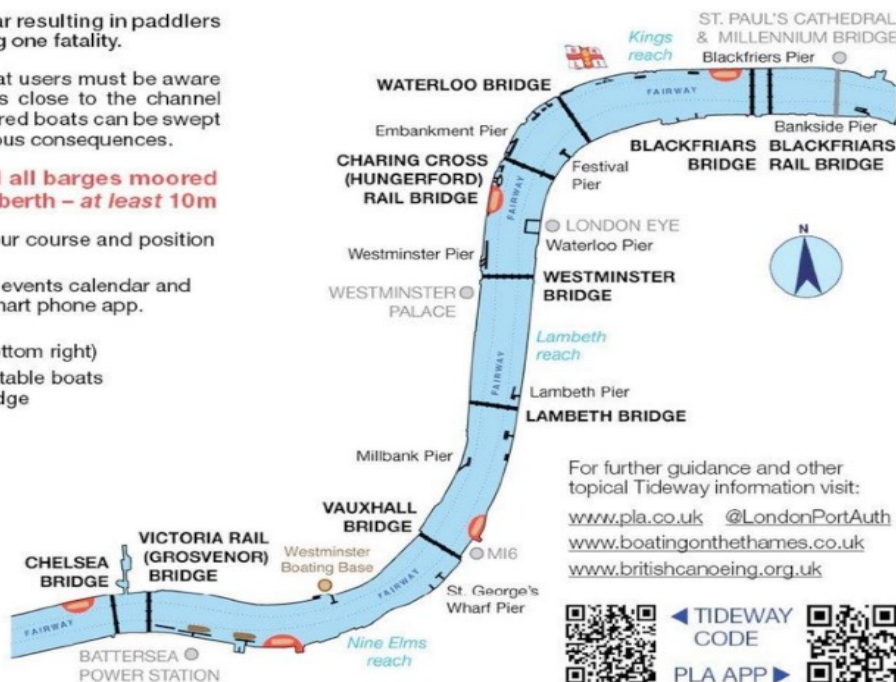


Several incidents have occurred this year resulting in paddlers being swept under work barges, including one fatality.

Paddlers and all small, man-powered boat users must be aware of the numerous major construction sites close to the channel edge in Central London. Small man-powered boats can be swept rapidly under barges by the tide, with serious consequences.

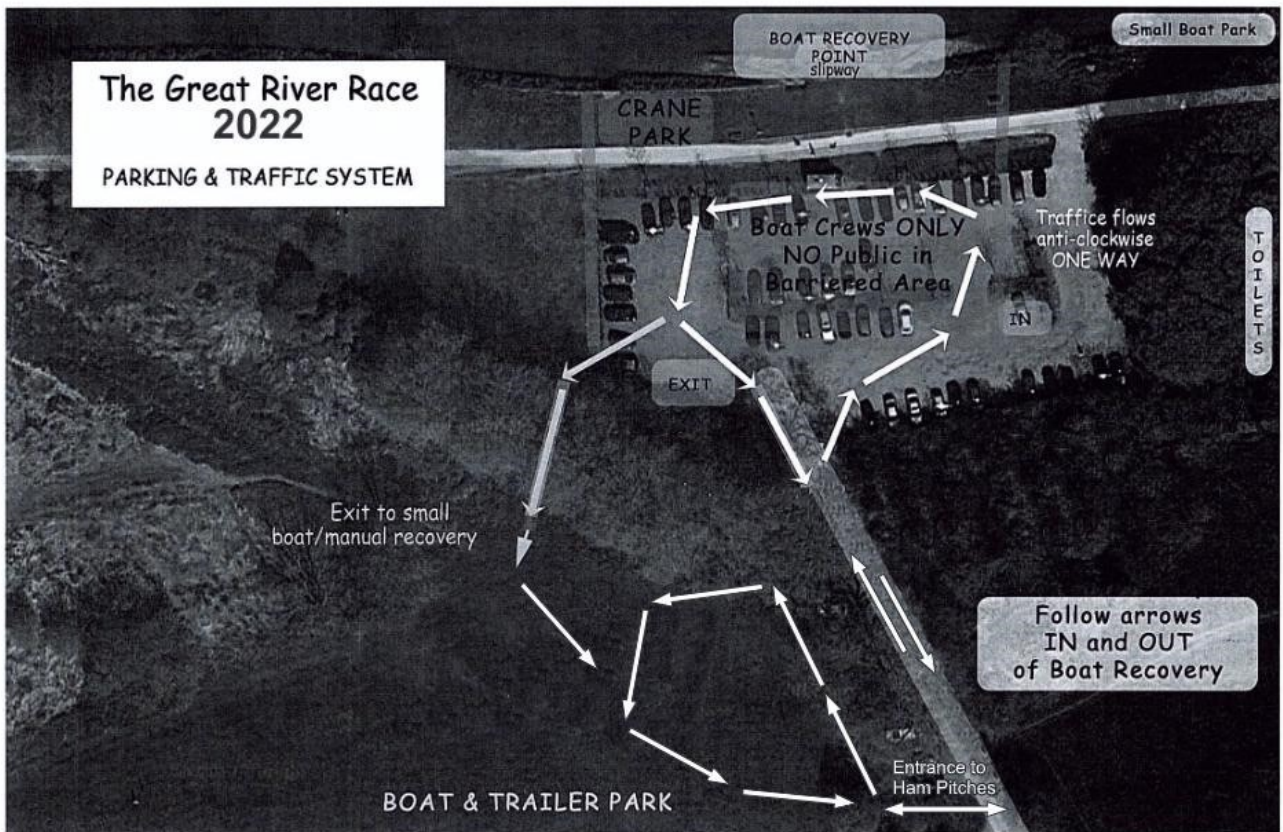

**Give these work sites, piers and all barges moored alongside or mid-stream, a wide berth – at least 10m**

- Maintain a good lookout and adjust your course and position well in advance of any obstacle
- Check the current Notices to Mariners, events calendar and tidal information on PLA websites or smart phone app. (see bottom right)
- Comply with the Tideway Code (see bottom right)
- It is recommended that all open or inflatable boats and SUPs remain upriver of Putney Bridge



For further guidance and other topical Tideway information visit:  
[www.pla.co.uk](http://www.pla.co.uk) @LondonPortAuth  
[www.boatingonthethames.co.uk](http://www.boatingonthethames.co.uk)  
[www.britishcanoeing.org.uk](http://www.britishcanoeing.org.uk)






20



# The Great River Race

London's River Marathon

- Ham Site
1. Finish Line
  2. Event Marquee
  3. Race Control
  4. Medical
  5. Toilets
  6. Changing Tents
  7. Information / Lost Child
  8. Number / Race Certificate
  9. Ham Street Food market



47

