

# GREAT RIVER RACE

## SHORT GUIDANCE NOTES

**These should be read by EACH crew member, printed out and brought with you on Race day. Full Guidance Notes are available on the website. Race Rules are included here.**

### **START – MILLWALL SLIPWAY, E14 3QS**

#### **ARRIVAL:**

- Registration on Race day at Millwall from 07.30-09.00. Please ensure you know your Start number and bring your registration form ready to sign. A Registrar will witness your signature.
- All crews must conform with the Port of London Authority byelaws on abuse of drugs and alcohol while on land and while racing.
- Parking and Launching must be carried out according to your Individual Craft Instructions (ICIs) which will be emailed out to in the week before the Race.
- Check that your mobile with the **“Follow My Challenge”** App is working correctly.
- A blue flag will be flown from the the pontoon area at the Start. If, in the opinion of the organisers, the prevailing conditions prevent the Race getting under way, this will be replaced by an orange flag. Competitors should listen to announcements made by the officials and pay heed to any restrictions that may be necessary. Once Racers have started, the Safety Boat Flotilla will show Red Flags, as per the Red Flag Racing Instructions, to stop crews racing if necessary.
- It is imperative that you retrieve your boat from the beach before the rising tide prevents access.
- To facilitate launching, entrants will be called forward in groups of Race numbers by handicap, beginning with low numbers, so please listen out for loud speaker announcements for when you should come forward to launch.
- Once launched, please get your boat clear as soon as possible.

#### **Afloat**

Boats must turn downstream from the slipway and assemble in the waiting area (above Masthead Terrace Pier – see map). The Start Marshals will release competitors back towards the start line in

regulated order. There are two further Marshal points towards the Start.

- Competitors must ensure they are within the waiting area by at least 20 minutes before their handicap start time. From then on:
  - • 8 minutes to your start - leave waiting area and drift upriver towards 5-minute marker
  - • 5 minutes to your start - drift upriver past 5-minute marker. A Marshal boat will be in this area regulating traffic.
  - • 2 minutes to your start - The Marshal will call you forward. Drift upriver, be prepared to back paddle to hold well clear of the Start line
  - • 1 minute to your start - The Starter will call you forward to the Start line marked by the Thames Sailing Barge.
- No boat may enter the start area which is defined as being between the 5 minute buoys and the start-line until requested by a marshal.
- The Start line is between a clearly visible vessel moored mid-stream and the Starter's open boat.
- A Start signal will send off the first boats. After that all boat crews must listen for the Starter to call their number and give the "go". Do not try and get on the line until your number is called forward.
- Any boat missing its start time must wait for the Starter's instruction to allow them to start.
- No compensation in timing will be made for a late start if it is the fault of the crew.
- Navigation must be conducted according to the International Regulations for the Prevention of Collisions at Sea.
- No boat shall pass through bridge arches other than those shown in the layouts.
- No overtaking under bridge arches - overtaking craft must wait to pass after both craft are through an arch.
- Richmond Lock & Weir (RL&W) – all rowers / coxes please note: you will be at risk from falling debris as sluices are on the way up and must not go through the arch until the sluices are fully raised. **Do not pass the PLA and safety boats at the head of the Race – there will be a Marshal to direct you – please follow all instructions given. Any boat ignoring this instruction will be disqualified.**
- Non-compliance by any crew regarding flags, which must be at least 3 feet x 2 feet (90cms x 60cms), correct display of Race numbers or navigational infringements and incidents will result in exclusion from the results.

- The River will be closed to non-competition traffic, including support boats, between the downstream end of Eel Pie Island and Glovers Island from 12.15 to 16.45 on Saturday.
- It is an absolute requirement that suitable Personal Flotation Devices (PFD/life-jackets) must be worn by all under 16s. Although it is preferred that all other crew members including the cox and passenger wear Personal Flotation Devices (PFD/life-jackets) they must at least have them in their boats close at hand and must be able to put them on quickly if instructed to do so by the crew Captain or Race Official. If Rowers choose not to wear Personal Flotation Devices (PFD/life-jackets) they do so totally at their own risk.
- Every boat competing in the race must carry a suitable baler and use it if any quantity of water comes in.
- If your boat is swamped, you must stay with it and await rescue. Do not try to swim to shore.
- If your craft is immobilised for any reason - and you need urgent assistance - your cox should cross and uncross arms above his/her head and, if possible, wave a piece of white clothing.
- In the event of a collision, all of the boats involved shall stop immediately and exchange details with each other.
- In the event of a reported infringement of the rules, instructions or a collision, a Disputes Committee comprising three members with good Race experience, including a member of the Great River Race Board, will be convened as soon as possible. The Committee shall come to a conclusion as to culpability on the part of all parties and determine if any penalties should be imposed.

### **Finish – HAM, RICHMOND TW10 7RS**

- Parking and boat recovery must be carried out according to your 'Individual Craft Instructions' (ICIs) which will be emailed out to you in the week before the Race.
- Your Boat Number with clamp must be handed in when you collect your participation certificates.

### ***Attachments***

Race Rules

Plan of Start Area

Bridges 1-28 showing Arches

Safe Navigation for Man-Powered Boats

GRR Site Plan at Finish

Boat – Trailer Parking & Boat Recovery

Map Showing route to showers at Thames Young Mariners.

# GREAT RIVER RACE

## RACE RULES

- a. Participants must display their Race numbers clearly as directed in the day. Failure to display a race number can result in disqualification.
- b. Participants must start at their allotted time slot and complete the whole course. Participants who miss their start time will be held back and given instructions when they can start by a Start Marshall.
- c. It is the coxswain's responsibility to keep their crew in the correct part of the river and must not obstruct other vessels.
- d. It also the coxswain's responsibility to pass under Bridges through the specified arches as directed in the GRR guidance notes available on the website.
- e. Overtaking boats must keep clear of boats they are passing and ensure that they pass safely.
- f. Boats being overtaken can hold their course but must not purposefully obstruct the overtaking boat.
- g. There are particular safety considerations when making overtaking manoeuvres where space is very restricted coming up to and passing under bridges. Over taking is not permitted in these areas and it is the responsibility of the coxswain to ensure that overtaking manoeuvres are executed safely avoiding collisions.
- h. All participants must adhere to instructions given to them by Safety Marshalls. Failure to do this can result in disqualification.
- i. Abusive behaviour to any GRR Officials, Marshals or safety boat crews will not be tolerated and will result in disqualification.
- j. We understand the desire to complete the race but should the Safety Marshalls deem it necessary that your craft or crew should retire then their decision is final and you must accept a tow.
- k. Taking a tow will result in exclusion from the results.
- l. All participants must be off the water 6 hours after the start of the race.
- m. In areas where potentially there will be congestion for example at the start and the finish, it is it is the responsibility of the coxswain and crew not to become an obstruction.

- n. In the event of any infringement of the GRR rules for racing, disputes and interpretation of the terms and conditions of entry and participation the decision of the Race Director supported by the GRR board is final. The decisions that they make are binding on all participants.

### **EVENT SAFETY:**

ES 1 Ensuring safety is paramount. The course map, course instructions as well as the launch and recovery instructions will be available on the website and issued on race day in the form of GRR Guidance notes. It is the obligations of all participants to acquire these notes understand them and adhere to them. Failure to do so may result in disqualification.

ES 2 There will be detailed safety and course briefings at designated times before the race start. A member of every crew (captain or cox) must attend a safety course briefing and a sign-in sheet will record signatures. Crews who have not attended a safety and course briefing will not be permitted to launch or race.

ES3 It is an absolute requirement that suitable Personal Flotation Devices (PFD/life-jackets) must be worn by all under 18s. The cox and passenger must also wear a PFD/Lifejacket. Although it is preferred that all other crew members wear Personal Flotation Devices (PFD/life-jackets) they must at least have them in their boats close at hand and must be able to put them on quickly if instructed to do so by the crew Captain or Race Official. If Rowers choose not to wear Personal Flotation Devices (PFD/life-jackets) they do so totally at their own risk.

ES 4 All boats may be asked to present themselves to a designated inspector for inspection on race day. They are required to have the following on board:

- 20ft towline, securely attached to boat
- two 2l bailers
- a knife/multitool
- PFDs for all crew
- An adequate supply of drinking water
- sun protection

- a clearly displayed race number (supplied)
- a mobile phone with the GRR app downloaded and working.
- a stern flag 36" x 24" (90x60cms) which must fly freely during the race

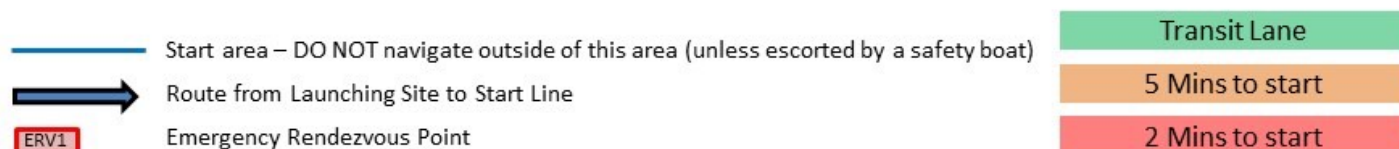
ES 5 All entrants are responsible for the safety and condition of their own craft and equipment, for insuring it and for the safety of all persons aboard.

ES 6 Please note – every boat must be covered by Third Party Liability Insurance up to a minimum limit of £5,000,000 and provide indemnity to the GRR. You will have to sign at the Registration Desk on race day to confirm you have such public liability insurance in place.

ES 7 Each boat must carry a smart phone carrying the App specified by the GRR to enable the timing of the boat's participation in the event.

ES 8 Participation in the Event is personal to you and every member of your crew. You are strictly prohibited from swapping, selling or transferring or offering to sell, swap or transfer the place in the Event or allowing any other boat and crew to wear the Event number.

## Great River Race Trust – Start Layout

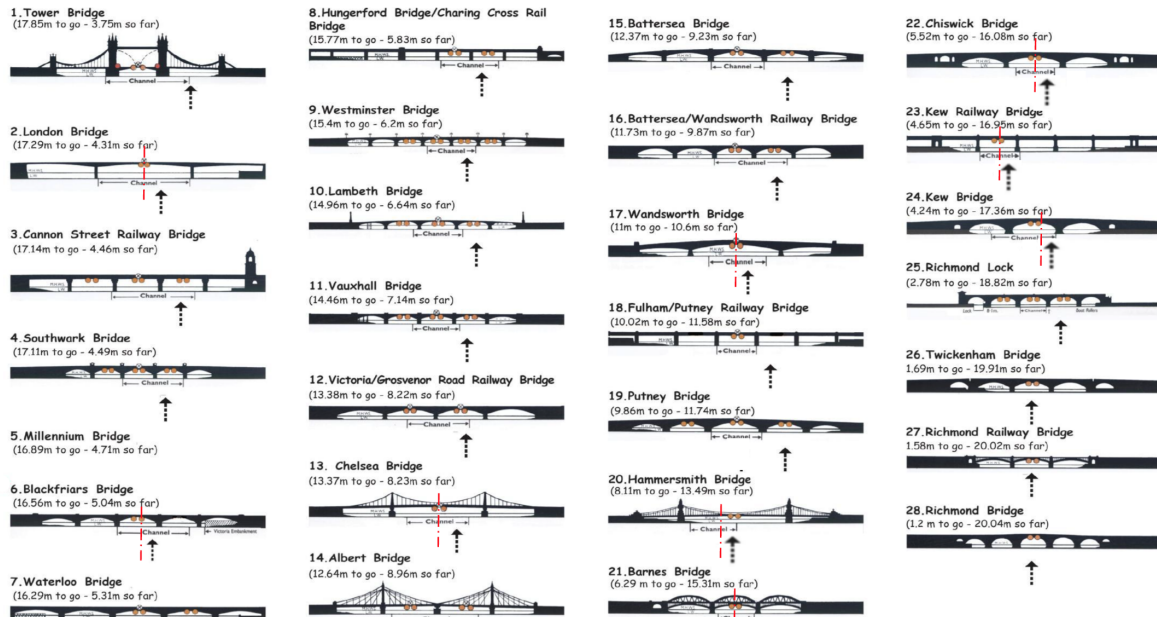


### Procedure for aborting the start

If for any reason it is necessary to abort the start of the race, this will be communicated by the official Start Marshals and Safety RIBs. On receiving this communication, you should navigate immediately to your assigned ERV point and await further instructions. Your assigned ERV point is detailed on your laminated Start Sheet (see overleaf) and is specific to your boat.



# The 2023 Great River Race




You must always use the correct arch shown with an arrow.

Where a dotted line is shown, you must keep right of it.



- Ham Site
1. Finish Line
  2. Event Marquee
  3. Race Control
  4. Medics
  5. Toilets
  6. Changing Tents
  7. Information / Lost Child
  8. Number / Race certificate
  9. Ham Street Food market



## SAFE NAVIGATION FOR MAN-POWERED BOATS NEAR WORKS BARGES AND MOORINGS



Several incidents have occurred this year resulting in paddlers being swept under work barges, including one fatality.

Paddlers and all small, man-powered boat users must be aware of the numerous major construction sites close to the channel edge in Central London. Small man-powered boats can be swept rapidly under barges by the tide, with serious consequences.

**Give these work sites, piers and all barges moored alongside or mid-stream, a wide berth – at least 10m**

- Maintain a good lookout and adjust your course and position well in advance of any obstacle
- Check the current Notices to Mariners, events calendar and tidal information on PLA websites or smart phone app. (see bottom right)
- Comply with the Tideway Code (see bottom right)
- It is recommended that all open or inflatable boats and SUPs remain upriver of Putney Bridge

